



DCI Concrete Dye

For All Your
Decorative Concrete Supply
Needs...

Contact Our Decorative
Concrete Specialists for more
information.



Raincloud



Coffee Brown



English Red



Blueberry



Brick Red



Jet Black



Aztec Brown




Oakwood




Toasted Wheat



Burnt Orange



Red Roof




Burnt Rouge




Rust




Pumpkin Spice



Cinnamon



Sorrel



Chestnut




Jacinthe



Charcoal




Sienna



Evergreen




Ash Brown



Poppy Red




Malayan Buff



Mojave Dunes



Sepia




Rustic Brown



Stormy Gray



Carnation Pink



Desert Pink



Powder Blue



Smokey Topaz



Sunset Tan



Wintergreen

430 East 10th Street | Shawnee, Oklahoma 74801

www.DirectColors.com | 405.275.6657 | 877.255.2656 | Fax 405.275.2815



DCI Concrete Dye

Technical Data

Features:

- Large Color Chart
- Sprayable
- Quick Drying
- Interior/Exterior Uses

Colors:

DCI™ Concrete Dye is available in many definitive shades.

Description:

DCI™ Concrete Dye creates a new look to your tired concrete slab. It penetrates the surface of existing concrete, creating a layer of translucent color that will not crack or peel. Each color creates a unique shade to compliment your home or landscape. Used properly, DCI™ Concrete Dye will give you true, intense colors with highlights, lowlights and diversity throughout your concrete slab. All of our colors can be combined to create an endless variety of colors and shades. DCI™ Concrete Dye should be mixed with acetone per directions given on bottle.

Uses:

DCI™ Concrete Dye is Durable, Cleanable, Sprayable and Diverse. It can be used to create beautiful colors for your concrete floors and countertops. Concrete Dye can correct areas where Acid Stain has not reacted on a concrete surface. Concrete Dye can also be used in stencil or upright applications due to the extremely fast drying time.

Disadvantages:

DCI™ Concrete Dye will not cover up all blemishes on concrete surfaces such as gasoline, grease, oil, paint or drywall. Your concrete slab should be thoroughly cleaned and dry before application. You must apply a concrete sealer after the last application of Concrete Dye.

Coverage:

DCI™ Concrete Dye will cover approximately 400 – 600 square feet per gallon per coat, depending on application and porosity of your concrete slab. Two coats may be applied for a deeper, more intense coloration.

Caution:

KEEP OUT OF REACH OF CHILDREN. Before using or handling, read the Material Safety Data Sheet and the Warning and Warranty statements included in this Technical Information Sheet. DO NOT TAKE INTERNALLY. Do not breathe vapors or mist. Use only with adequate ventilation and use a respirator when levels are above applicable limits. Avoid contact with

skin and eyes. Wear eye goggles, gloves and apron to protect the skin. Close container after each use. Use good hygiene when handling this product and wash and bathe after each use.

Storage:

Store in a safe place, out of direct sunlight. Keep containers tightly sealed. DO NOT allow product to freeze. Shelf life for the product is approximately 24 months.

Preparation of Concrete:

It is best to create samples in an inconspicuous place on the concrete slab to achieve the desired color. We highly recommend doing this before deciding on a specific color so you are completely satisfied with the color of your choice. The concrete slab should cure for at least 28 days before applying DCI™ Concrete Dye to the surface. The area should be free of dust, debris, oil, dirt, gasoline, paint, concrete sealers or any other surface contaminant that can hinder the final outcome of the concrete slab. It is recommended to use an organic degreaser such as “Simple Green” prior to application to thoroughly clean and maintain the integrity of the slab. During the prep, it is best to keep the surface of the concrete wet at all times as to cut down on dust and debris prior to application.

Warning:

Acetone will produce vapors that are highly flammable and may cause flash fires. Do not breathe vapors or mist. Acetone can be harmful if inhaled. USE ONLY IN A WELL VENTILATED AREA. Use a respirator for confined or poorly ventilated areas. Always use explosion-proof equipment. Do not use near an open flame. Pilot lights, heaters, cigarettes or electrical tools should not be in use or turned on until all vapors have dissipated. Use splash goggles or a face shield to protect eyes and face. Use chemical-resistant gloves and avoid prolonged or repeated skin contact. KEEP OUT OF REACH OF CHILDREN.

Mixing:

DCI™ Concrete Dye is a powder and should be mixed with acetone to create the desired effect on the concrete surface. Please follow the Acetone manufacturer's instructions and Material Safety Data Sheet for safe handling and exposure limits.

- Empty the Concrete Dye into the appropriate amount of acetone.
- Close the acetone container and shake for 30 seconds.
- Allow mixture to mature for 3 hours

before application.

DO NOT USE ANY TYPE OF ELECTRICAL EQUIPMENT TO MIX THE PRODUCT INTO THE ACETONE. Acetone is a highly flammable substance and may ignite.

Application:

After the mixture has matured for at least 3 hours, begin by spraying in an even, circular motion over the surface of the concrete. Do not let DCI™ Concrete Dye pool in areas. Mop up any excess product with a clean, dry rag, so the surface dries evenly. Allow product to thoroughly dry (Approximately One Minute). Clean the surface thoroughly using a dry buffer, then remove excess colorant using a vacuum or dust mop.

Sealing the Surface:

Once the surface has completely dried and all excess colorant have been removed, the sealing process can begin. For best results, use Direct Colors™ High Gloss Concrete Sealer for a high shine, Direct Colors™ Water Based Concrete Sealer for interior or poorly ventilated areas or use Direct Colors™ Sprayable Satin Finish for exterior applications. Please review the Material Safety Data Sheet and Technical Data Sheet for specific product and application information prior to use.

Concrete Wax can be used for interior applications. For best results, use Direct Colors™ Residential Wax for homes or Direct Colors™ Commercial Wax for Businesses, Restaurants, Lobbies, etc. Please refer to the Material Safety Data Sheet and Technical Data Sheet for product and application information prior to use.

Maintenance:

If the concrete surface has not been waxed or is an exterior application, concrete sealer should be re-applied every 2 to 3 years, depending on foot traffic. If the surface has been waxed, it is best to re-apply wax every 3 to 8 months depending on foot traffic.

If you have any questions about this or other products, please contact us at 1-877-All Colors.

Direct Colors Inc.
430 E. 10th St.
Shawnee, OK 74801
405.275.6657
www.DirectColors.com