

Deco Gel Concrete Acid Stain

Common Applications:


Garden Decor • Stencils • Statuary
Vertical Surfaces • Borders
Free-hand Art • Intricate Designs



English Red



Azure Blue



Shifting Sand



Coffee Brown



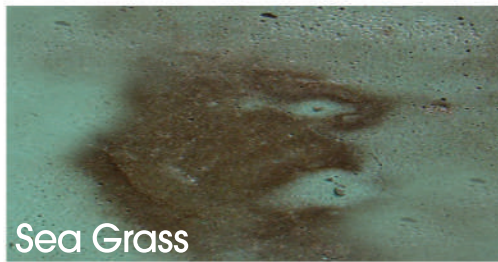
Malayan Buff




Black



Cola



Sea Grass



Avocado

Deco Gel vs. Concrete Acid Stain

Deco Gel is the perfect choice for vertical surfaces. Because the stain is in gel form, there are no drips or runs so the product works well on projects ill-suited for liquid stains. In addition, Deco Gel is formulated to closely match our liquid acid stains.



Deco Gel Acid Stain Technical Data

Color	First Appearance	Final Appearance	Minimum Reaction Time
Azure Blue	Light Blue	Robin's Egg Blue	4-6 Hours
Coffee Brown	Green/Brown	Dark Brown	4-6 Hours
English Red	Green/Brown	Reddish Brown	4-6 Hours
Avocado	Green/Brown	Green/Yellow	4-6 Hours
Malayan Buff	Green/Black	Golden Tan	4-6 Hours
Cola	Green/Brown	Brownish Red	4-6 Hours
Black	Dark Brown	Black	4-6 Hours
Shifting Sand	Green/Brown	Greenish Tan	4-6 Hours
Sea Grass	Green/Brown	Greenish Brown	4-6 Hours

Product Description and Uses: Deco Gel Concrete Acid Stain is designed to enhance new and existing concrete surfaces by adding decorative and unique shades of color. The stains lightly etch and penetrate reacting with the surface minerals in the concrete. The chemical reaction results in a permanent concrete color change that will not peel or flake. Deco Gel Concrete Acid Stains can also be used successfully on a variety of cement-based materials including, but not limited to, self-leveling and other topping systems, gunite, cement plaster, stucco, and shotcrete.

Deco Gel is the perfect choice for vertical surfaces like retaining walls, fireplace surrounds, countertops and concrete decor, such as planters, statuary and water fountains. Because the stain is in gel form, there are no drips or runs so the product works well on projects ill-suited for liquid stains. In addition, Deco Gel is formulated to closely match our liquid acid stains making it ideal for borders, intricate designs/stencils and free-hand art on acid stained floors.

Limitations and Restrictions: The Deco Gel Concrete Acid Stain Color Chart represents stain colors when applied to Portland gray concrete and should serve as a guide to the range of colors possible with this product. Test areas or samples are always recommended prior to the actual project application as they may differ significantly from the color chart. Deco Gel Concrete Acid Stains should not be used to hide or cover any blemishes or errors in construction. In certain cases, the stains may emphasize existing finishing marks or blemishes in concrete in an unexpected or undesirable manner.

Deco Gel Concrete Acid Stains require varying activation times to achieve optimal color depth and development. Color appearance will change from the initial application to the final post-neutralized and cleaned end result. Acid stained concrete should always be viewed when wet for accurate color evaluation. Deco Gel can produce a wide variety of finished colors depending on many factors including, but not limited to, age and quality of the existing concrete, concrete mix design, finishing techniques, curing practices, base concrete colors and surface porosity. Avocado, Sea Grass and Azure Blue Deco Gel Acid Stain Colors are copper-based stains and will patina to a dark brown or black if placed in direct contact with water or the sun after sealing. These stains are recommended for indoor use and can produce a black or brown spotted appearance unless that is the desired finish. Deco Gel Concrete Acid Stains can produce uneven or molten color effects. This is not considered to be a defect, but is the defining characteristic of this staining method.

Surface Preparation: Proper surface preparation is critical to success with any acid staining project. Concrete quality will vary from one slab or concrete decor piece to another. Test samples help determine if the surface can be successfully acid stained and assist with choosing the best colors for your project. When preparing to stain, do not use an acid wash or muriatic acid to clean the surface as this will render the concrete unstainable by dissolving the minerals in the concrete necessary to produce a reaction. For smoother concrete that does readily absorb water, sand the surface prior to staining with a 100-grit mesh or paper or chemically profile using DC Hard Troweled Floor Prep to open the pores for better reactivity and color development. The surface must be completely free of any debris or contaminant, such as paint, glue, drywall mud, etc., thoroughly cleaned and completely dry before applying stain. For complete surface preparation instructions, consult the How to Apply Deco Gel Acid Stain guide or visit our website, www.directcolors.com.

Application: The most commonly used tools to apply Deco Gel Concrete Acid Stain are foam brushes, paint brushes or foam rollers. DO NOT use nap rollers to apply the gel. For a more variegated effect, use a plastic dry wall trowel. Artist's brushes can also be used to apply the gel in hard-to-reach crevices or for free-hand art on floors or concrete decor such as statuary or fountains. When applying stain to the surface, you may notice a light "fizzing" reaction with the concrete.

Deco Gel is best applied in a one coat process but a second coat can be applied if desired. There is no need to rinse between coats. As the Gel dries and processes, a residue will form on the surface. This is completely normal and is part of the reaction process. Deco Gel colors have differing minimum activation times generally between four and eight hours for best color results but the maximum time, 12 hours, is the same for all nine colors. Check your stain's minimum activation time before beginning the job. Many factors determine how dark the stain will become such as age of concrete, cement content and weathering. To see the stain's true color before neutralizing, dampen the surface using a spray bottle with water. The water will mimic the color you can expect to achieve after the concrete has been properly sealed. One or more Deco Gel colors can be applied to the concrete if desired. If you are working on a countertop project, use a timer to ensure the same activation time for each countertop sections.

After the final coat of your stain has been applied and the activation time lapsed, remove the residue by applying a baking soda and water solution to neutralize the surface.

Scrubbing with a soft nylon brush and soapy water may be necessary to remove stubborn debris. Continue cleaning and rinsing until nothing but clear water comes off the concrete. Once the surface has been properly neutralized, cleaned, and is completely dry, apply the sealer of your choice to protect the finish and add luster to the concrete. For sealer application instructions, visit the how to videos and guides page at www.directcolors.com.

Coverage: Coverage will vary widely depending on porosity, surface texture, application technique, age of concrete, number of applications and other factors. A typical gallon should cover approximately 150-200 square feet.

Sizes: Deco Gel Gelled Acid Stains are available in quarts (.94 liters) and five gallon (18.9 liters) containers. Individual samples are available with all colors for testing purposes.

Shelf Life: The typical shelf life of our Deco Gel Acid Stain is one year from date of purchase. Containers should always be stored out of direct sunlight, tightly closed and upright.

Caution: Handle with Care. Avoid Contact with Eyes and Skin. Can Cause Severe Eye Irritation and Minor Skin Irritation if in Prolonged Contact with Product. Fatal if swallowed. KEEP OUT OF REACH OF CHILDREN! Wear Respirator, Protective Clothing, Goggles and Gloves During Application. See Safety Data Sheet for Additional Product Warning Information.

Warranty: Because the conditions of use and application of our products are beyond the control of Direct Colors, Direct Colors makes no warranty regarding workmanship and other variables that do not involve the performance of our products. Buyer's sole remedy shall be the purchase price paid by the user or buyer for the quantity of the Direct Colors product involved. The sellers and manufacturers obligations under this warranty shall be limited to refunding the purchase price of that portion of the material defective. Seller and/or manufacturer will not be liable for special, incidental or consequential damages, including delays or lost profits.

